



District Report Card: 2017


State: Tamil Nadu	District: Tiruchirappalli
Class: 8	Subject: Mathematics
Schools: 51	Students: 1200


Participation/Coverage


Students

GENDER 	Boys		Girls	
	Number	%	Number	%
	696	58.00	504	42.00

AREA 	Rural		Urban	
	Number	%	Number	%
	766	63.83	434	36.17

CATEGORY 	SC		ST		OBC		GEN	
	Number	%	Number	%	Number	%	Number	%
	272	22.67	16	1.33	830	69.17	82	6.83

CWSN 	LD	VI	HI	S&LD	ID	Oth
	3	0	2	2	6	4

Management 	Government		Government-aided	
	Number	%	Number	%
	546	45.50	654	54.50

Average Performance of Students in Mathematics (%)

Overall	Gender		Area		Management		Social Group			
	Male	Female	Rural	Urban	Govt.	Aided	SC	ST	OBC	GEN
30.87	30.47	31.43	31.00	30.65	29.38	32.12	30.49	27.92	30.96	31.87

Performance on Learning Outcomes (LOs)

Learning Outcomes	Description	Average Performance(%)
M601	Solves problems involving large numbers by applying appropriate operations	25.77
M606	Solves problems on daily life situations involving addition and subtraction of fractions / decimals	21.33
M620	Finds out the perimeter and area of rectangular objects in the surroundings like floor of the class room, surfaces of a chalk box etc.	26.20
M621	Arranges given/collected information in the form of table, pictograph and bar graph and interprets them	27.30
M702	Interprets the division and multiplication of fractions	40.00
M705	Solves problems related to daily life situations involving rational numbers	34.25
M706	Uses exponential form of numbers to simplify problems involving multiplication and division of large numbers	19.06
M707	Adds/subtracts algebraic expressions	29.42
M710	Solves problems related to conversion of percentage to fraction and decimal and vice versa	17.75
M717	Finds out approximate area of closed shapes by using unit square grid/graph sheet	27.13
M719	Finds various representative values for simple data from her/his daily life contexts like mean, median and mode	42.89
M721	Interprets data using bar graph	38.93
M801	Generalizes properties of addition, subtraction, multiplication and division of rational numbers through patterns	22.15
M802	Finds rational numbers between two given rational numbers	33.39
M803	Proves divisibility rules of 2, 3, 4, 5, 6, 9 and 11	35.84
M804	Finds squares, cubes, square roots and cube roots of numbers using different methods	26.06
M808	Uses various algebraic identities in solving problems of daily life	41.86
M812	Verifies properties of parallelogram and establishes the relationship between them through reasoning	23.29
M818	Finds surface area and volume of cuboidal and cylindrical object	30.29
M819	Draws and interprets bar charts and pie charts	37.42

Range of Performance of Students who Answered Correctly							
Below 30%		30% - 50%		50% - 75%		Above 75%	
Number	%	Number	%	Number	%	Number	%
622	51.83	463	38.58	106	8.83	9	0.75

Lowest Performing Learning Outcomes (LOs)

- 1 - Solves problems related to conversion of percentage to fraction and decimal and vice versa (17.75)
- 2 - Uses exponential form of numbers to simplify problems involving multiplication and division of large numbers (19.06)
- 3 - Solves problems on daily life situations involving addition and subtraction of fractions / decimals (21.33)

4 - Generalizes properties of addition, subtraction, multiplication and division of rational numbers through patterns (22.15)

5 - Verifies properties of parallelogram and establishes the relationship between them through reasoning (23.29)